


Year 2 Term 1B

Spellings

Name: _____





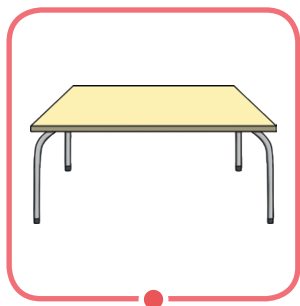
The sound /l/ spelt with '-le' at the end of words

Week 1

Tick the columns as you follow the instructions from left to right. Make sure you spell the words in the 'write' column. If you spell the word incorrectly, write it again in the 'correction' column.

	Look	Say	Cover	Write	Check	Correction
table						
apple						
bottle						
wobble						
middle						

Now that you know your spellings, can you match them with the correct picture?



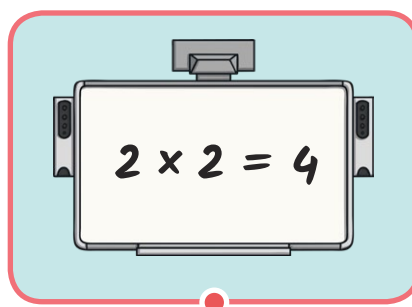
The sound /l/ spelt with '-le' at the end of words

Week 1

Tick the columns as you follow the instructions from left to right. Make sure you spell the words in the 'write' column. If you spell the word incorrectly, write it again in the 'correction' column.

	Look	Say	Cover	Write	Check	Correction
able						
multiple						
little						
dazzle						
riddle						

Now that you know your spellings, can you match them with the correct picture?



Other Ways to Help You Learn Your Spellings

● Bubble Letters

Write your spelling words using bubble lettering and then colour them in.

s p e l l

● Speed Write

How many times can you write each of your spelling words in 30 seconds?

● Word Scramble

Ask a friend or grown-up to scramble all of the letters in each of your spellings. Can you work out each anagram?

● Spelling Story

Can you write a passage of text that contains all ten of your spelling words? It's not as easy as you think!


The sound /l/ spelt with '-el' at the end of words

Week 2

Tick the columns as you follow the instructions from left to right. Make sure you spell the words in the 'write' column. If you spell the word incorrectly, write it again in the 'correction' column.

	Look	Say	Cover	Write	Check	Correction
camel						
tunnel						
squirrel						
travel						
towel						

Now that you know your spellings, can you match them with the correct picture?



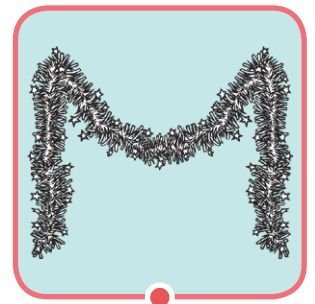

The sound /l/ spelt with '-el' at the end of words


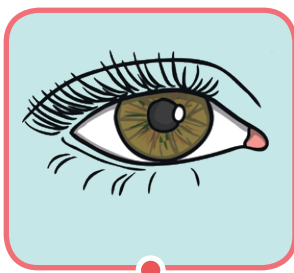
Week 2

Tick the columns as you follow the instructions from left to right. Make sure you spell the words in the 'write' column. If you spell the word incorrectly, write it again in the 'correction' column.

	Look	Say	Cover	Write	Check	Correction
tinsel						
bagel						
hazel						
vowel						
jewel						

Now that you know your spellings, can you match them with the correct picture?





Other Ways to Help You Learn Your Spellings

● Bubble Letters

Write your spelling words using bubble lettering and then colour them in.

s p e l l

● Speed Write

How many times can you write each of your spelling words in 30 seconds?

● Word Scramble

Ask a friend or grown-up to scramble all of the letters in each of your spellings. Can you work out each anagram?

● Spelling Story

Can you write a passage of text that contains all ten of your spelling words? It's not as easy as you think!

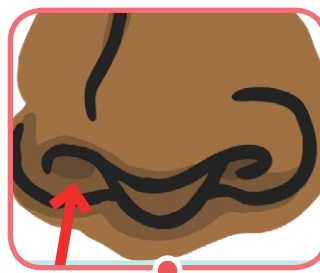
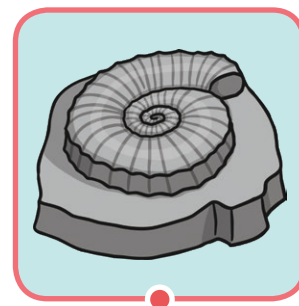

The sound /l/ spelt with '-il' and '-al' at the end of words

Week 3

Tick the columns as you follow the instructions from left to right. Make sure you spell the words in the 'write' column. If you spell the word incorrectly, write it again in the 'correction' column.

	Look	Say	Cover	Write	Check	Correction
pencil						
fossil						
nostril						
pupil						
metal						

Now that you know your spellings, can you match them with the correct picture?




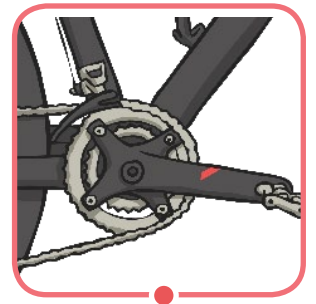

The sound /l/ spelt with '-il' and '-al' at the end of words

Week 3

Tick the columns as you follow the instructions from left to right. Make sure you spell the words in the 'write' column. If you spell the word incorrectly, write it again in the 'correction' column.

	Look	Say	Cover	Write	Check	Correction
pedal						
capital						
hospital						
animal						
oval						

Now that you know your spellings, can you match them with the correct picture?



Other Ways to Help You Learn Your Spellings

● Bubble Letters

Write your spelling words using bubble lettering and then colour them in.

s p e l l

● Speed Write

How many times can you write each of your spelling words in 30 seconds?

● Word Scramble

Ask a friend or grown-up to scramble all of the letters in each of your spellings. Can you work out each anagram?

● Spelling Story

Can you write a passage of text that contains all ten of your spelling words? It's not as easy as you think!




The sound /igh/ spelt with '-y' at the end of words

Week 4

Tick the columns as you follow the instructions from left to right. Make sure you spell the words in the 'write' column. If you spell the word incorrectly, write it again in the 'correction' column.

	Look	Say	Cover	Write	Check	Correction
cry						
fly						
dry						
try						
reply						

Now that you know your spellings, can you match them with the correct picture?




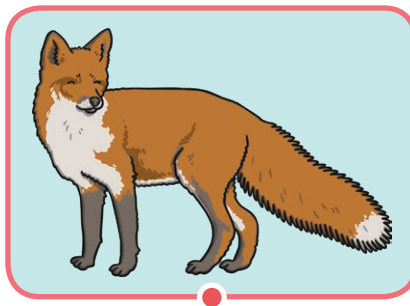

The sound /igh/ spelt with '-y' at the end of words

Week 4

Tick the columns as you follow the instructions from left to right. Make sure you spell the words in the 'write' column. If you spell the word incorrectly, write it again in the 'correction' column.

	Look	Say	Cover	Write	Check	Correction
sly						
shy						
terrify						
sky						
multiply						

Now that you know your spellings, can you match them with the correct picture?



Other Ways to Help You Learn Your Spellings

● Bubble Letters

Write your spelling words using bubble lettering and then colour them in.

s p e l l

● Speed Write

How many times can you write each of your spelling words in 30 seconds?

● Word Scramble

Ask a friend or grown-up to scramble all of the letters in each of your spellings. Can you work out each anagram?

● Spelling Story

Can you write a passage of text that contains all ten of your spelling words? It's not as easy as you think!



Adding -ies to nouns and verbs ending in -y

Week 5

Tick the columns as you follow the instructions from left to right. Make sure you spell the words in the 'write' column. If you spell the word incorrectly, write it again in the 'correction' column.

	Look	Say	Cover	Write	Check	Correction
flies						
tries						
replies						
copies						
babies						

Now that you know your spellings, can you match them with the correct picture?




Adding -ies to nouns and verbs ending in -y

Week 5

Tick the columns as you follow the instructions from left to right. Make sure you spell the words in the 'write' column. If you spell the word incorrectly, write it again in the 'correction' column.

	Look	Say	Cover	Write	Check	Correction
carries						
cries						
dries						
marries						
families						

Now that you know your spellings, can you match them with the correct picture?



Other Ways to Help You Learn Your Spellings

● Bubble Letters

Write your spelling words using bubble lettering and then colour them in.

s p e l l

● Speed Write

How many times can you write each of your spelling words in 30 seconds?

● Word Scramble

Ask a friend or grown-up to scramble all of the letters in each of your spellings. Can you work out each anagram?

● Spelling Story

Can you write a passage of text that contains all ten of your spelling words? It's not as easy as you think!

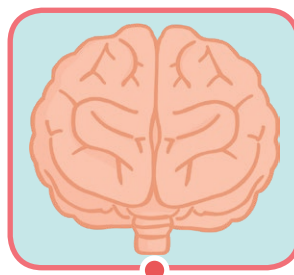
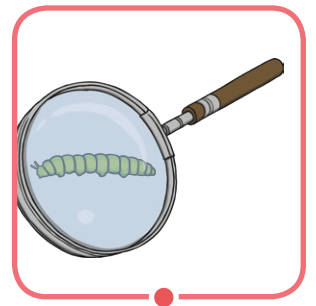

Common Exception Words

Week 6

Tick the columns as you follow the instructions from left to right. Make sure you spell the words in the 'write' column. If you spell the word incorrectly, write it again in the 'correction' column.

	Look	Say	Cover	Write	Check	Correction
find						
mind						
behind						
old						
cold						

Now that you know your spellings, can you match them with the correct picture?




Common Exception Words

Week 6

Tick the columns as you follow the instructions from left to right. Make sure you spell the words in the 'write' column. If you spell the word incorrectly, write it again in the 'correction' column.

	Look	Say	Cover	Write	Check	Correction
gold						
hold						
told						
every						
everybody						

Now that you know your spellings, can you match them with the correct picture?



Other Ways to Help You Learn Your Spellings

● Bubble Letters

Write your spelling words using bubble lettering and then colour them in.

s p e l l

● Speed Write

How many times can you write each of your spelling words in 30 seconds?

● Word Scramble

Ask a friend or grown-up to scramble all of the letters in each of your spellings. Can you work out each anagram?

● Spelling Story

Can you write a passage of text that contains all ten of your spelling words? It's not as easy as you think!